

**A NEWCOMER'S GUIDE TO THE**

---

**TEXAS**

**CONFERENCE FOR WOMEN**

---

**NOVEMBER 2, 2017**  
**7:00 AM — 5:00 PM**

★ THE ★  
**TEXAS**  
CONFERENCE FOR  
**WOMEN**



# **IT'S A BIG CONFERENCE AND A FULL DAY**

To help you make the most of it, here are some tips and tricks from our team—and from conference veterans.



# Get Our Emails!

The best way to get important conference updates is via email.

Make sure the main registrant for your group (it might be you!) has added your email to the registration account.







# Add Us to Your Address Book

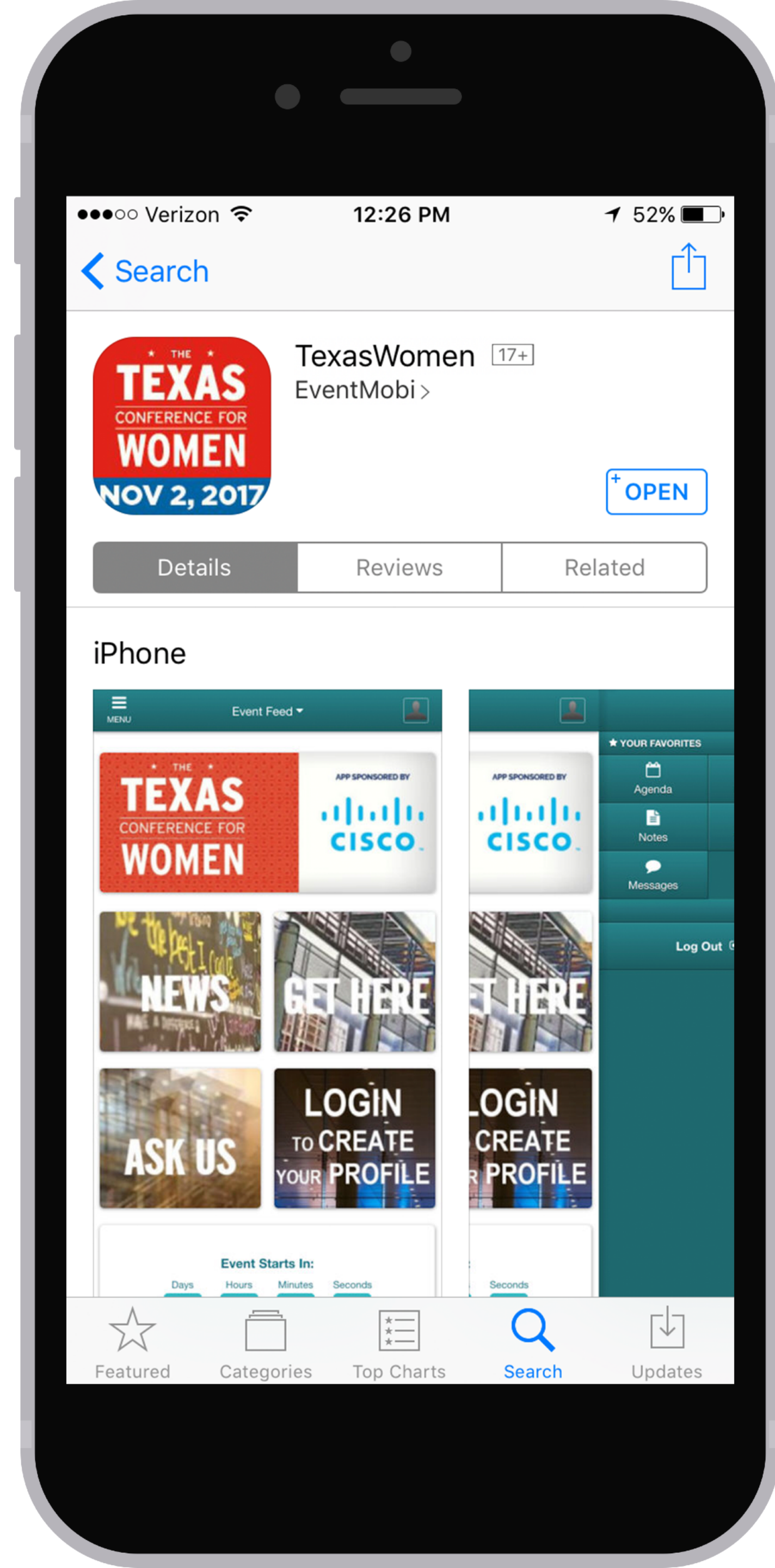
---

**[registration@txconferenceforwomen.org](mailto:registration@txconferenceforwomen.org)**

AND

**[newsletter@txconferenceforwomen.org](mailto:newsletter@txconferenceforwomen.org)**

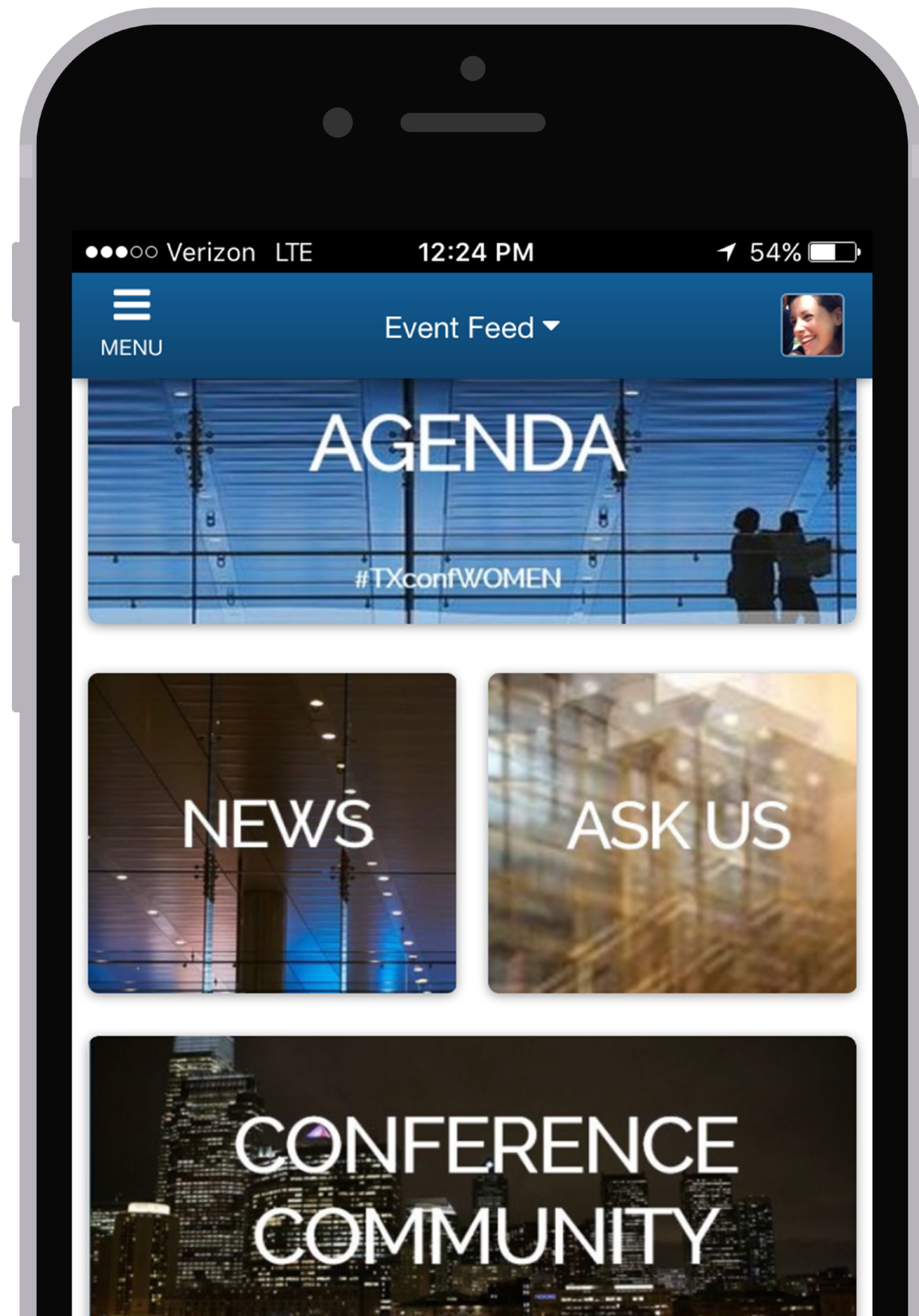




# Download the App

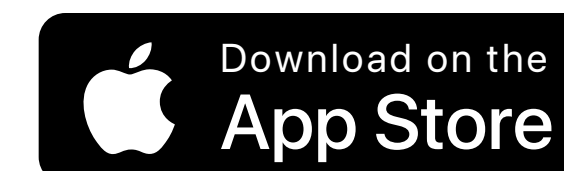
The next best way for you to get conference info is to search **TexasWomen** in your app store and download our official app.





# Now Available on All Platforms

Browse the day's programming, save your own personal agenda, receive real-time alerts, and connect with fellow attendees!





# Plan Your Trip in Advance!



(Trust us on this.)



# Is it worth the drive?

Traffic & parking can be a **real headache** on conference day.

In most cases your best bet will be **public transit**, followed by **carpooling** or a **ride share service** like RideAustin.

Be prepared for **traffic** and delays.







# If you do drive...

Study our parking guide at  
**[txconferenceforwomen.org/  
travel](https://txconferenceforwomen.org/travel)**

- + **Make a plan B** (in case you find your chosen lot full).
- + **Reserve a parking spot** in advance at [spothero.com](https://spothero.com)



The background is a complex, low-poly geometric pattern composed of numerous triangles. The color palette is a gradient of warm tones, ranging from deep reds and maroons in the lower-left and bottom-right areas to bright oranges and light yellows in the upper-left and top-right areas. The triangles vary in size and orientation, creating a dynamic, crystalline texture.

**ON CONFERENCE DAY**



# Come Early!

---

...and **pack light**, so you can zoom through our new security line and start enjoying the Exhibit Hall, which opens at **7:00 am** this year, followed by the Opening Keynote Session at **8:30 am**.

You can **arrive as early as 6:30 am** to avoid the lines—and get the best seats for the morning session.







# When You Enter the Convention Center

Skip the registration desk -  
just grab a **badge holder**  
and **goodie bag** in the  
Exhibit Hall and go!




# What to wear?



## REMEMBER

Most attendees opt for *business casual*, but it's really up to you. **Note that you'll be doing a lot of walking**, so wear comfortable shoes.



## HEADS UP!

You may also want to take advantage of **photo opportunities**, so bring your face if you aren't already wearing it!




# What to Bring

---

Don't forget to **print & cut out your badge!**

A **credit card** for the bookstore, **business cards** for networking, and **donations** for our drives

We'll provide a **tote bag** for anything you pick up during the day, and a **coat check** is available in the convention center





# Badge?

Your name badge is your ticket to the Conference, and you'll need to **print it and cut it out *before you arrive.***

Check your confirmation email for instructions.





# Badge?

**If you're coming as a guest** of someone else, ask them to email you your badge for printing.

**If you're the main registrant** for a group of people, log in to registration to email attendees their badges for printing.










# Who's Hungry?



## REMEMBER

Lunch is at **12:30 pm** in the general session hall (*keynotes begin at 1:00pm*).

Swing by the Exhibit Hall from 7:30-8:30am to enjoy **coffee and light continental breakfast** to fuel up!



## HEADS UP!

You'll find a **reusable water bottle** in your goodie bag, and two **refill stations** in the Exhibit Hall to help you stay hydrated.

There's also a **KIND bar** in every bag, just in case you find yourself hungry mid-morning. (Whew!)




# We offer two menu options:



**Standard**

**Think:** Chicken  
—and the  
possibility of  
dairy.



**“Special”**

Meets *vegan*,  
*vegetarian* and  
*gluten-free*  
requirements.



# If you need a special meal...

**You must request it** by logging in to your registration account and selecting “Special Meals” by Oct. 19.

We will try to accommodate requests made after the 19th while supplies last.

We cannot accommodate on-site requests. (Sorry!)





**NOW FOR THE FUN STUFF**




# Morning Keynote

8:30-9:45am


This session is open seating  
—sit wherever there is an  
open seat!

All seats allow a view of the  
stage, and we have large  
monitors, but try to come  
early to get the best view.





# Keynote Luncheon



The keynote luncheon is from **12:30-2:30pm** and this is ASSIGNED seating. **Your table assignment will be on your printed badge.**

We're pretty (okay, *really*) strict about sitting in your assigned seat, so please locate your table early (there's a map in the printed program.)



# PRO TIP:

---

**The afternoon keynote speakers start at 1:00 pm, but the the hall opens at 12:30—if you're starving by then, don't be shy!**


Find speaker lineups for both sessions on our online agenda, the app, or your printed program.




# Breakout Sessions

---


There are **three hour-long breakout sessions** with a variety of workshops to choose from in each session.



**Session I:** 10:00-11:00 am



**Session II:** 11:30 am-12:30 pm



**Session III:** 3:00-4:00 pm





# Plan Ahead

**Seating in breakouts is first-come, first-served**, so plan in advance which sessions you really want to attend. Rooms sometimes reach capacity so **consider a plan B.**

On our website, you can view breakout sessions by track (e.g., *Leadership*, *Personal Development*) or by time. **To save sessions to your own personal agenda, download the conference app.**



[SPEAKERS](#) [PROGRAM](#) [SPONSORS](#) [EXHIBITORS](#) [ABOUT](#) [LEARN](#)

## 2017 Agenda

[SPEAKERS](#) | [TRAVEL & DISCOUNTS](#) | [PRINTER-FRIENDLY PROGRAM \(PDF\)](#) | [JOIN THE EMAIL LIST](#)

☒ **BREAKOUT SESSIONS**

☐ **FULL DAY SCHEDULE**

☐ **TIME**

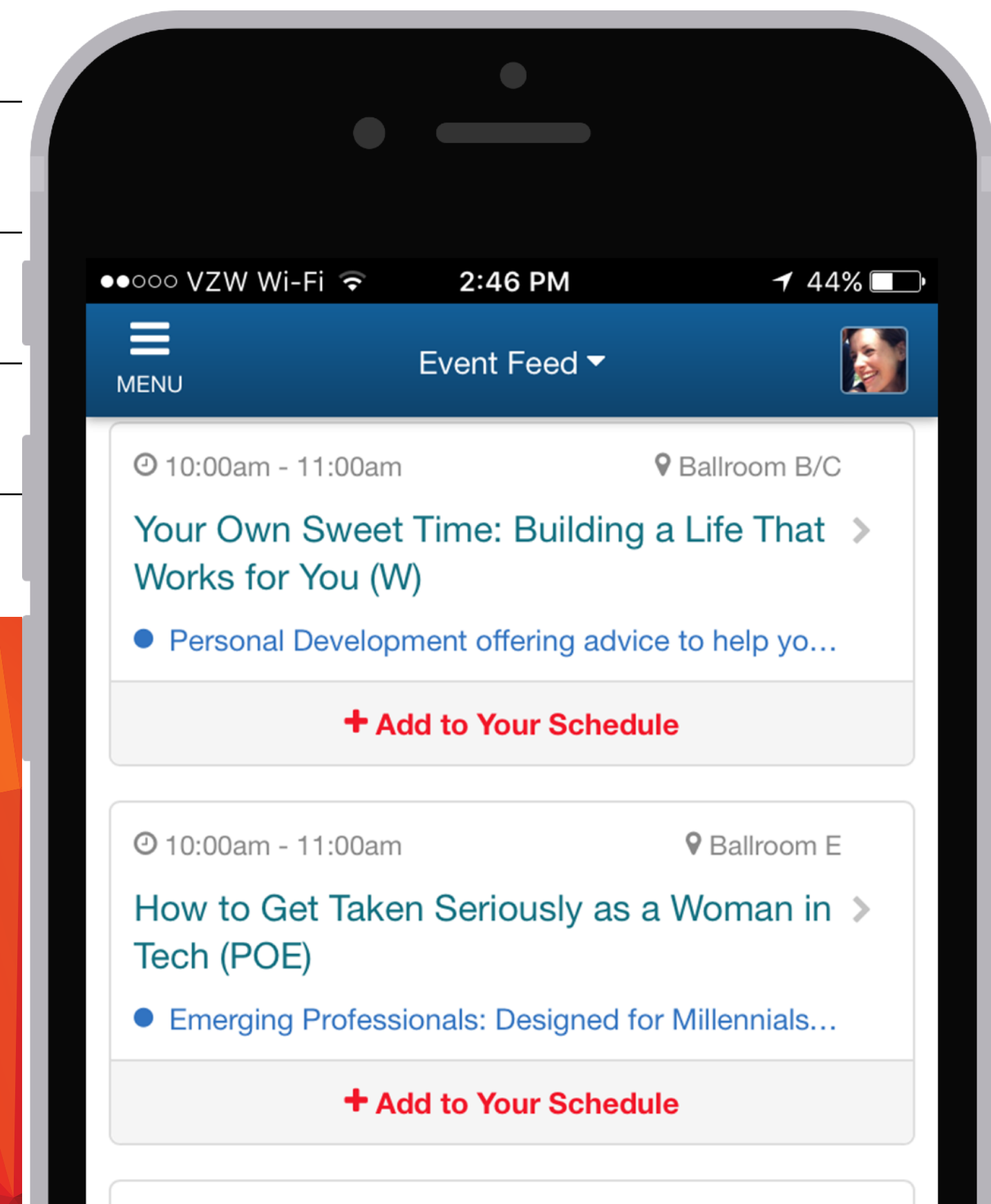
☒ **TRACK**

Leadership

Career Advancement

Emerging Professionals

Transitions





# Exhibit Hall

Here you'll find all of our **pavilions**, plus the **bookstore** and **author signings**. It's a busy day, but as you browse the program agenda, try to build in an hour of down time to explore the Hall.

The Exhibit Hall is busiest during the breaks between breakout sessions.

**Consider visiting before the morning keynote**, when the hall is quiet and exhibitors have loads of product on hand.





# Don't Miss...



## Résumé Review & Coaches Corner

offerings in the **Oracle Career Pavilion** (all day except during keynote sessions)

## Speaker Book Signings

throughout the day, adjacent to the **Liberty Mutual Bookstore**

## QVC Next Product Search

watch inventors & entrepreneurs pitch to a panel of pros on the **QVC Stage**

## LinkedIn and Facebook Live Workshops

11am - 4:45 pm in the **Technology Pavilion**





# Don't Miss...



## **Donation, Volunteer & Civic Engagement Opportunities**

in the **UnitedHealthcare Community Connection Pavilion**. See website for details.

## **Wine Tasting Networking Reception**

from **4-5 pm**, enjoy offerings from our sponsor Bonterra Organic Vineyards

## **Camp Gladiator Workout with Marion Jones**


4-5 pm in MR 12—bring a change of clothes & **come ready to sweat!**

## **Health & Wellness Classroom**

mini-sessions on topics from better nutrition to sharpening your memory



# Meet New People!



One of the most powerful parts of the conference experience is sharing one space with 7,500 other women. To make the most of this unusual networking opportunity...



# Step Outside Your Comfort Zone

**Sit with someone  
new at the  
opening session.**

Arrive early & introduce yourself before the session starts and do your own speed networking with the table. (Bring business cards!)

**Join the afternoon  
wine tasting  
reception.**

And introduce yourself to the person standing next to you in line for wine.

**Take full  
advantage of  
the app.**

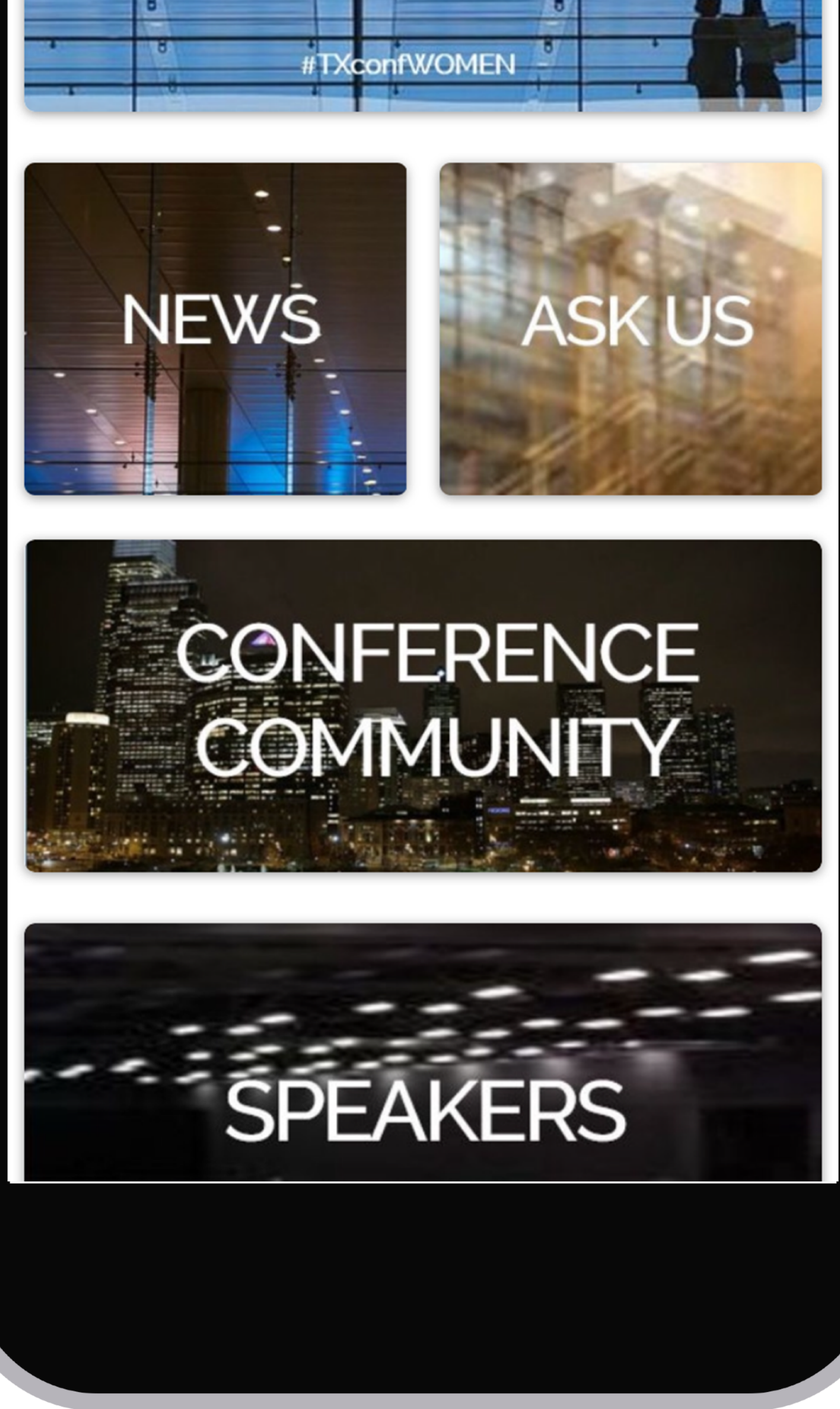
Just tap “Conference Community” on the home screen to join the conversation and make the connections you need.



# Conference Community

This is a unique opportunity to **connect directly** with our large & diverse body of attendees, **ask for what it is you want** and **offer what you have to share**. (e.g., building a business plan; finding an internship; hooking up with others in your field).


**We're all here to help**, so take a leap of faith and reach out to your community!






# If you need more help

---




## BEFORE the Conference

Search the **FAQ** on **our website** or **the app**. Remember, you can always tap into the collective wisdom of the **Conference Community**.



## DURING the Conference

**The app** will hook you up with real-time alerts and maps. Or look for a **friendly volunteer** wearing **black & white**.



## AFTER the Conference

Be sure to **follow us on social media** to stay in touch and learn about between-conference happenings. We post daily!



# Follow Us!



[/txconferenceforwomen](#)



[@TexasWomen](#)



[@TexasWomen](#)



[/groups/134323](#)

[#txConfWomen](#)



# Some Tips From Conference Vets

---

“Download the Conference app on your phone so you can take notes for each session using the app.”

**“Plan your day. Know where and when for each panel, speaker, roundtable, etc. you want to attend—and have a back-up.”**

“Take public transportation! Driving in and parking can be difficult.”

**“Meet at least one new person.”**





# **Some Tips From Conference Vets**

---

**“Talk to your colleagues and select different sessions to attend. Then share notes!”**

“Business cards are a must. Even if you are not currently employed, get some simple contact cards made.”

**“Take advantage of the afternoon roundtables. People are there to help, so take advantage of the opportunity!”**





# Some Tips From Conference Vets

---

“Bring your printed résumé or put it on your phone. I would definitely recommend the coaching sessions.”

**“Wear flats; dress comfortably; bring a credit card to purchase books for the book signings!”**

“Buy a ticket to the next event immediately before they sell out :’-(“





**SEE YOU  
AT THE  
CONFERENCE!**

★ THE ★  
**TEXAS**  
CONFERENCE FOR  
**WOMEN**